



Horsham LGA - Cancer Snapshot

Tidy Town

2015-16 Year



Our Stats:

19,642



Our Population

248 births in 2015
168 deaths in 2015 (all cause)

1.5%

Indigenous
Australians

90% - 2011

↓ 88% - 2016

Australian-born

3.5% Born in Non-English Speaking Countries

Australian Bureau of Statistics, Census 2016 & 2011

We Are At Risk!

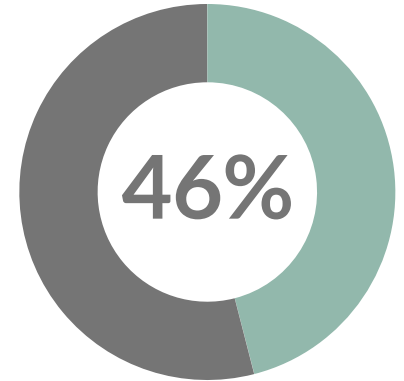
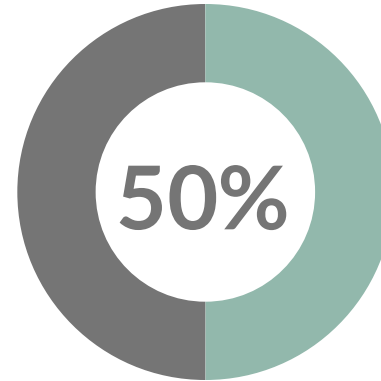
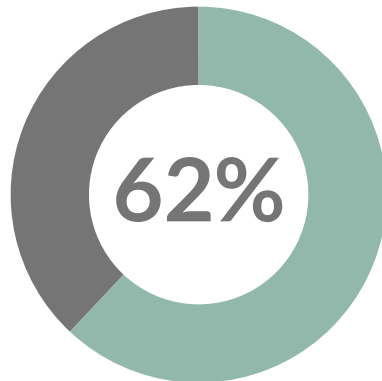
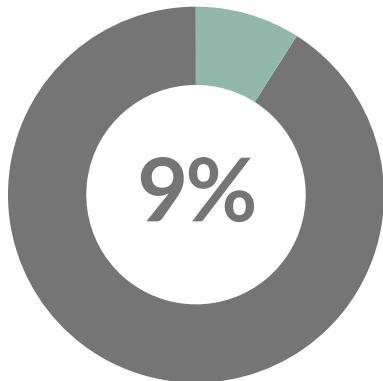
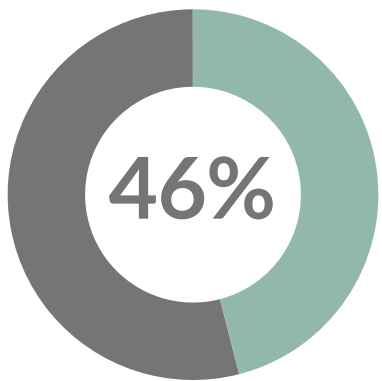
Overweight/Obese

Current Smokers
18 Years or older

Alcohol Intake per day (Average)
More than 2 Standard drinks

Inadequate Fruit & Veg
Intake

No or Low Exercise



State averages:
50%

13%

59%

49%

52%

Overweight

Being overweight or obese increases risk of developing cancer

Smoking

Smoking is a leading cause of cancer and death from cancer.

Alcohol Intake

Drinking alcohol can increase your risk of cancer of the mouth, throat, esophagus, larynx (voice box), liver, and breast. The more you drink, the higher your risk.

Inadequate Fruit & Veg Intake

Lack of adequate fruit consumption increases cancer risk

Inadequate Exercise

Lack of adequate exercise increases cancer risk

Screening Participation & Positive Results



Pap screening - 61.5%

5.9% (low / high grade abnormality)



BreastScreen - 64.3%

11 women diagnosed with breast cancer in 2015



BowelScreen - 38.8%

(State Average - 33.5%, Aust 36%)

6.3% positive faecal occult blood

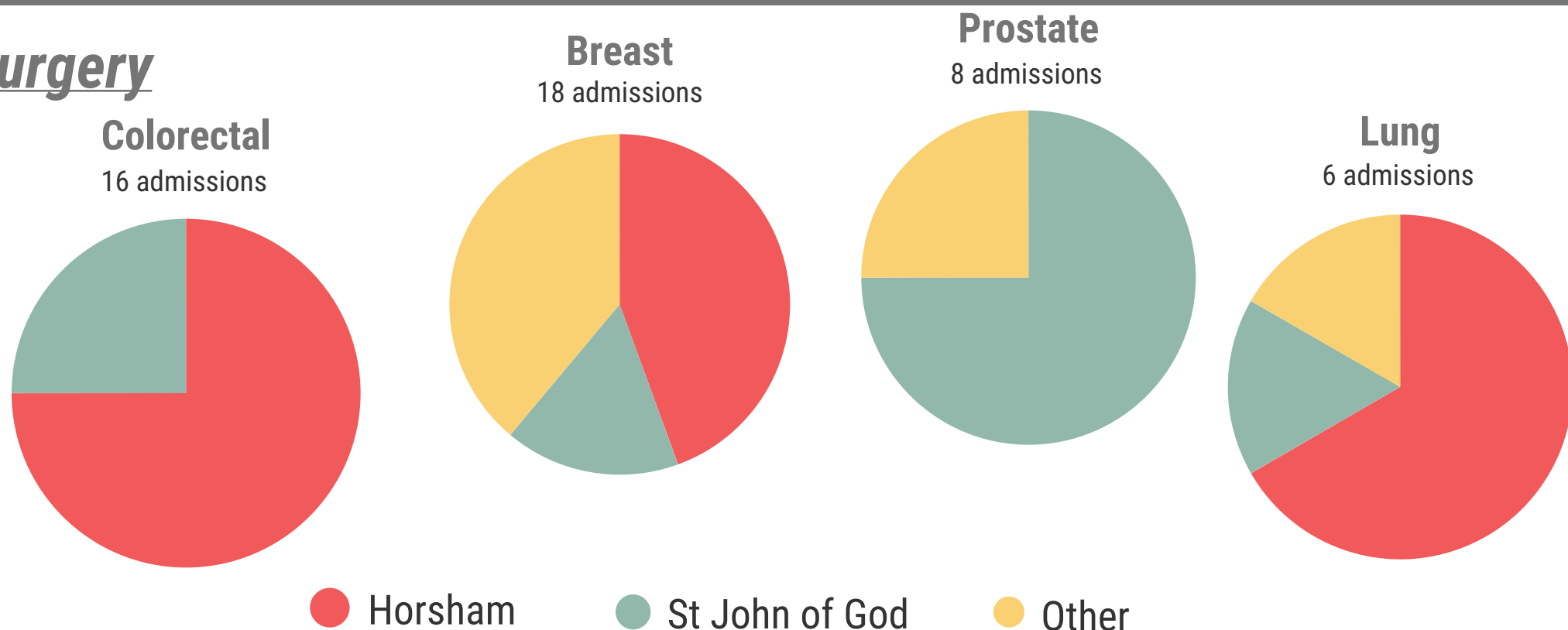
143 New cases of cancer in Horsham LGA in 2015

1,056 People in Horsham living with cancer

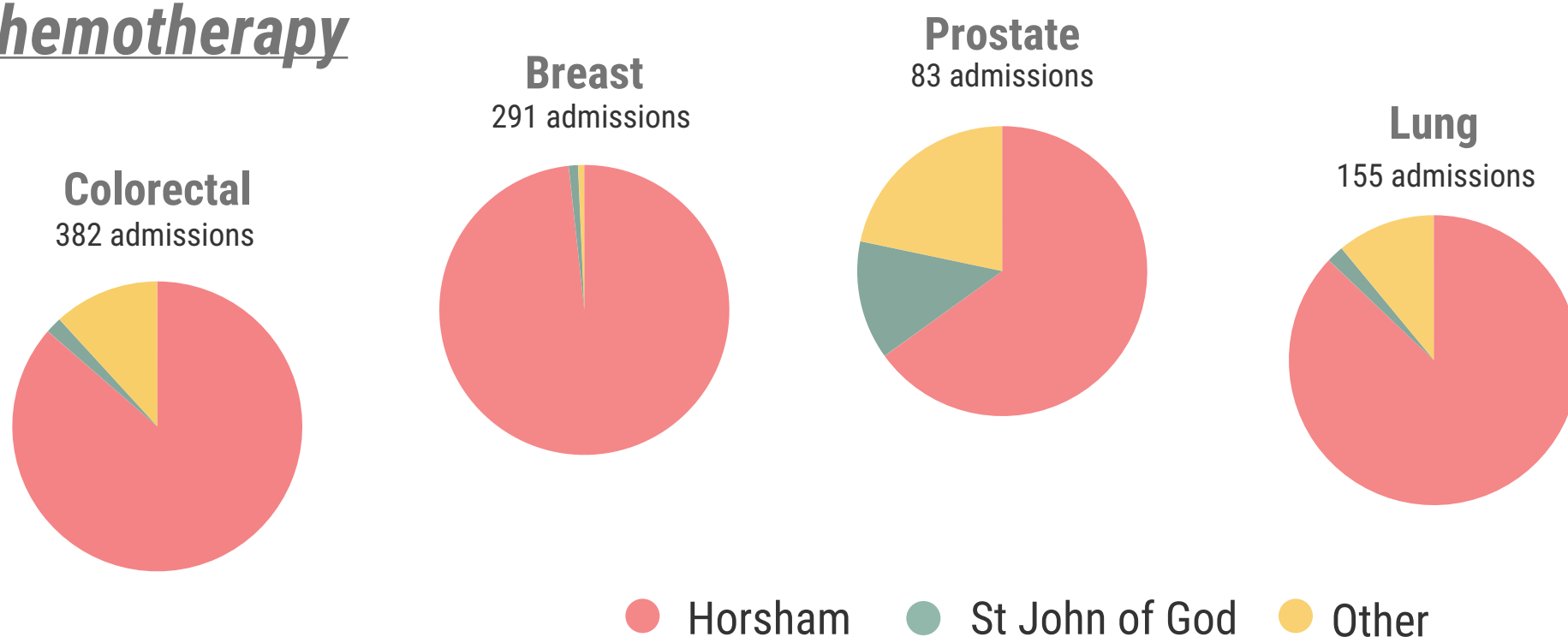
62% have survived 5 or more years after their cancer diagnosis

Where do Horsham residents receive treatment?

Surgery



Chemotherapy



65%

of people living in Horsham who have **radiotherapy**, have it in Ballarat at Ballarat Austin Radiation Oncology Centre (BAROC) in the BRICC

51

Deaths from cancer in 2015
Our biggest cancer killers (All ages)

Colorectal - 11 Upper gastrointestinal - 10
Lung - 6 Haematological - 6