



Golden Plains LGA Cancer Snapshot 2015-16 Year



Our Stats:

21,688



Our Population

241 births in 2015
126 deaths in 2015 (all cause)

0.9%

Indigenous Australians

86% - 2011

↓ 84% - 2016

Australian-born

4.3% Born in Non-English Speaking Countries

Australian Bureau of Statistics, Census 2016 & 2011

We Are At Risk!

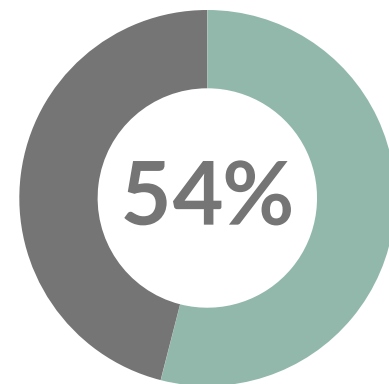
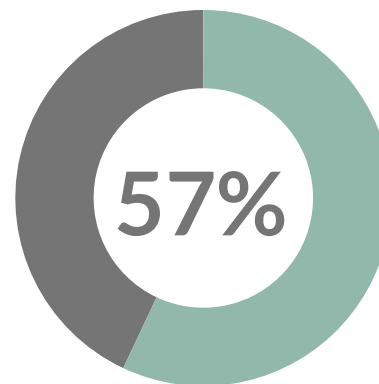
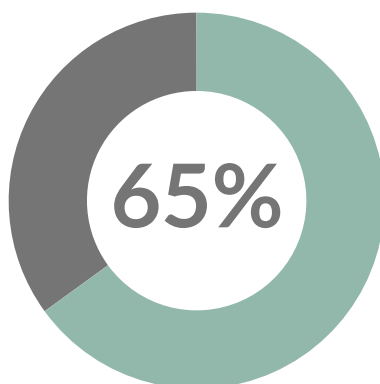
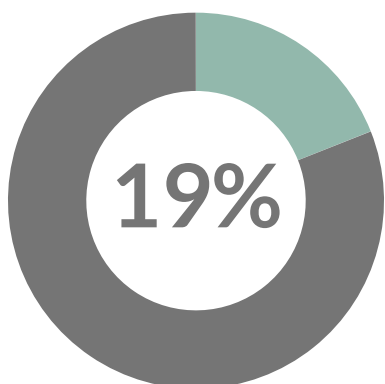
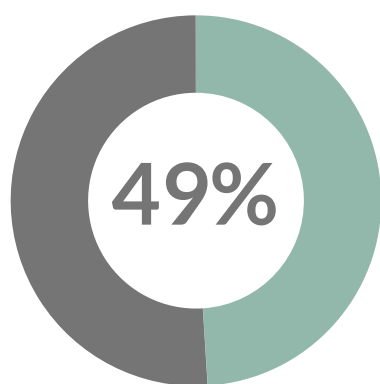
Overweight/Obese

Current Smokers
18 Years or older

Alcohol Intake per day (Average)
More than 2 Standard drinks

Inadequate Fruit & Veg
Intake

No or Low Exercise



State averages:
50%

13%

59%

49%

52%

Overweight

Being overweight or obese increases risk of developing cancer

Smoking

Smoking is a leading cause of cancer and death from cancer

Alcohol Intake

Drinking alcohol can increase your risk of cancer of the mouth, throat, esophagus, larynx (voice box), liver, and breast. The more you drink, the higher your risk

Inadequate Fruit & Veg Intake

Lack of adequate fruit & vegetable consumption increases cancer risk

Inadequate Exercise

Lack of adequate exercise increases cancer risk

Screening Participation & Positive Results



Pap screening - 62.7%

4.8% (low / high grade abnormality)



BreastScreen - 63.6%

7 women diagnosed with breast cancer in 2015



BowelScreen - 35.4%

(State Average - 33.5%, Aust 36%)



9.9% positive faecal occult blood

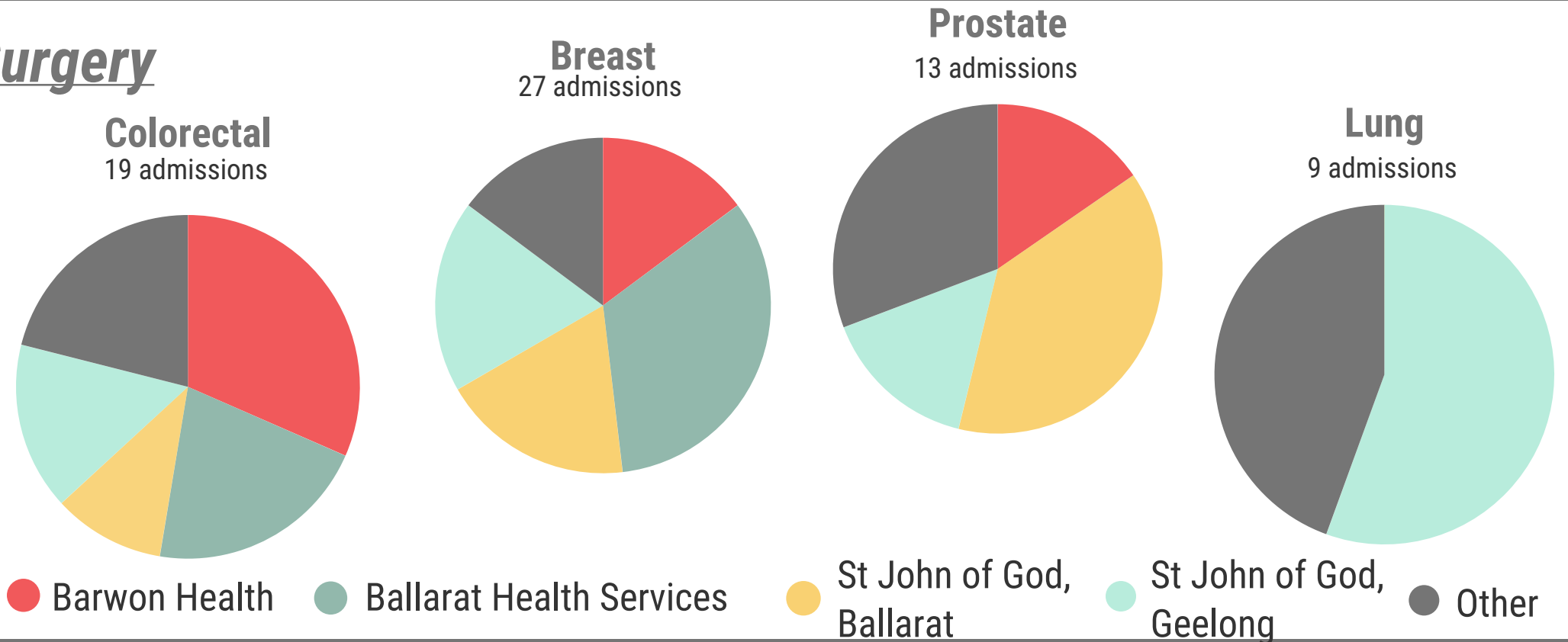
98 New cases of cancer in Golden Plains LGA in 2015

824 People in Golden Plains living with cancer

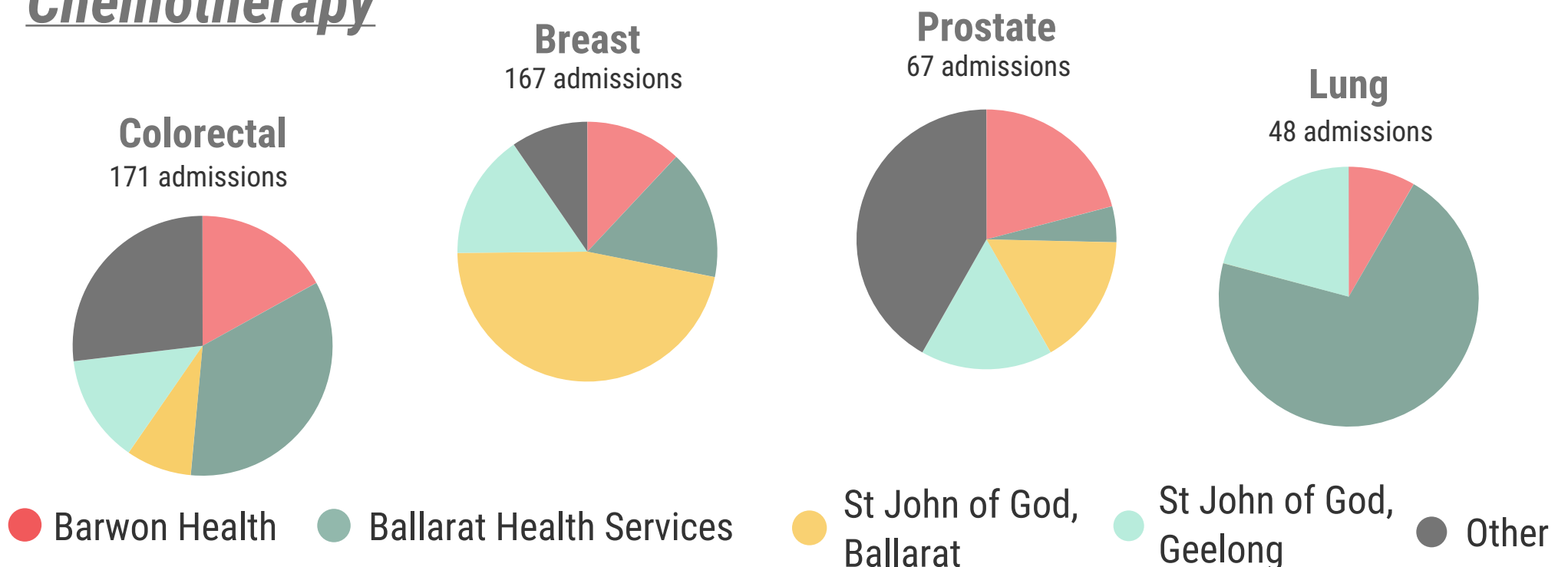
54% have survived 5 or more years after their cancer diagnosis

Where do Golden Plains residents receive treatment?

Surgery



Chemotherapy



52% of people living in Golden Plains who have **radiotherapy**, have it in Ballarat at Ballarat Austin Radiation Oncology Centre (BAROC) in the BRICC

35

Deaths from cancer in 2015
Our biggest cancer killers (All ages)

Lung 8 Genitourinary 7 Upper GI 7
(All other tumours <=5 deaths each in 2015)